


プリプレスプラグイン for Adobe Creative Cloud



DeskPack

4 0 & ' 1 2 3 ' . - , J

œ › |) e ^ ÿ

0 & ' - 2 3 ' R S (T 0 — ~ ~ ™ & • š Q } (š R S (T 0 1 " (• (& " (←) x Q w ! / # / @ =
/ . - ,) > @ P e Œ 0 & ' 1 2 3 / . - , J œ › | — ~ ~ ™ & • š 2 • (š
1 " (• (& " (; - " ' 5 4 x Q w ! - / # / @ = O / # w ! 4 F

0 & ' 1 2 3 ' . - , + ' ‡ • | / # / @ = • Ž • t Œ M , , K ‹ R Š
! o) , % ! < ^ ‡ / „ f P M , , K) < . Q / † ... a ` 4 / „ f P M
, , K) • F € t) g f e 0 & ' 1 2 3 ' g • J ~ } | { z } [y) x Q w ! - \$ #
" ! J v u t



! N o , s ; A 9 4 F r
/ # / @ = q p @ ! o ! + j F n
m l) k j F A i h e g f e
d



W V : E D C B
U) / . - , + R S (T) O K Q
P O N M L ! K J I H G F E
D C B ; A 9 < @ ! ? - > = <
; : 9 4 8

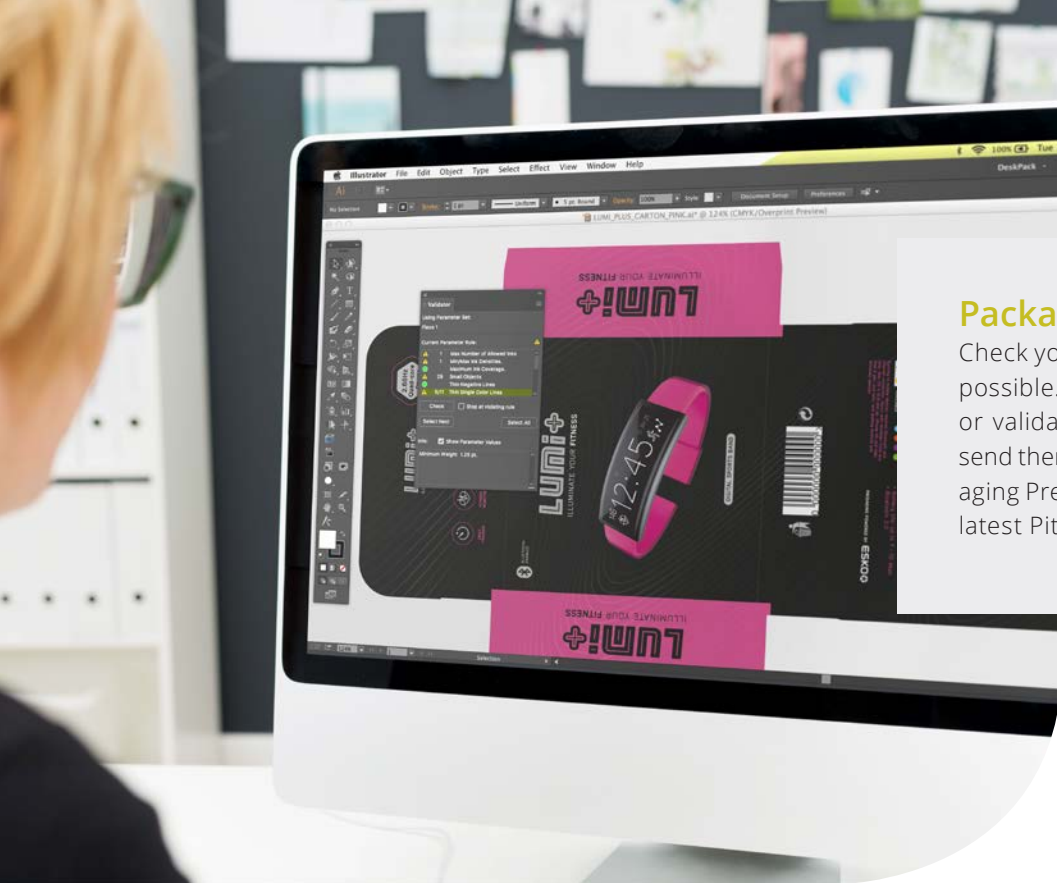


. !) c b
. ! + a ` 4 Y F _ ^] \
> = < J [Z Y X H



7 6 5 4
0 & ' 1 2 3 ' . - , + *) % & ' (\$ # " !





Packaging Preflight

Check your incoming files as early as possible. Minimize the cost of errors or validate your designs before you send them off to the printer. The Packaging Preflight plugin is based on the latest PitStop 2019 technology.



Channel Mapping

Remap channels of embedded or linked images into any used ink in the document. The channel mapping functionality remaps the inks of all commonly used images formats (TIFF, JPEG, PSD, Adobe Photoshop DCS, Adobe Photoshop EPS, PNG, GIF...).

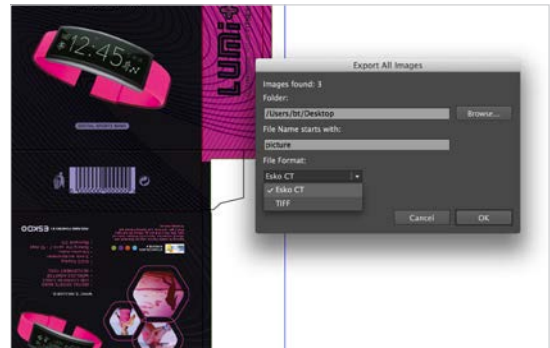


Image extraction

Embedded images in Adobe Illustrator files cannot be edited. This makes last minute revisions impossible. With Image Extractor, you can convert embedded images into externally linked images, allowing you to edit them in Adobe Photoshop.



Instant Trapper

The Instant Trapper functionality is by far the easiest interactive trapping solution on the market. Trapping becomes a matter of clicking the 2 elements you want to trap. All traps are placed on a separate layer and centerlines are automatically calculated.



White Underprint

Add a white underprint to your file in a few clicks. Choose an ink name and a choke-distance and automatically the correct object will be created in a separate layer based on the selected artwork. This tool can also be used to quickly create finishing layers (varnishes, embossing...)



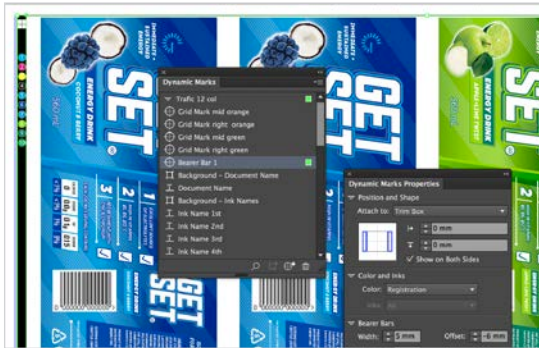
PowerTrapper Classic

The 'PowerTrapper for Illustrator' bundle offers very powerful trapping and white underprinting functionality.



PowerLayout

The 'PowerLayout for Illustrator' bundle offers dedicated step and repeat functionality, combined with PDF import and the ability to add dynamic marks.



Dynamic Marks

Dynamic Marks help you generate proofing marks, print marks and registration marks in Illustrator in the most intuitive way.

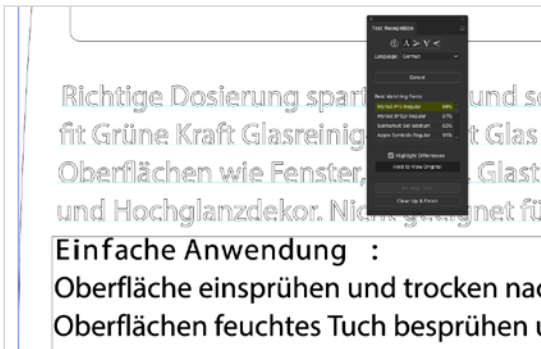
Upgrade Illustrator art to a Dynamic Mark and reuse it on all your files. The color and positions of the Dynamic Marks will adapt to the characteristics of the file. Add text marks that display separation, user, file or job information. Add gradation strips, bearer bars and cut marks from a list of Standard Marks.

The marks will stay fully editable to fit your production variables. After applying a Dynamic Mark Set on a single file or step and repeat, all marks remain dynamic which means you can load these at any time.



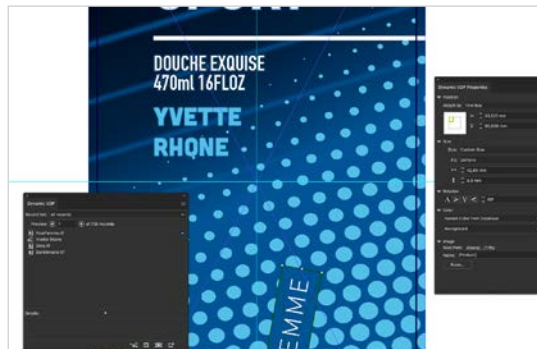
“ Using DeskPack is a great step forward; it gives us better quality control and greater operator productivity.

PATRICK AUTECHAUD, OWNER,
GABR CLICHÉS, FRANCE



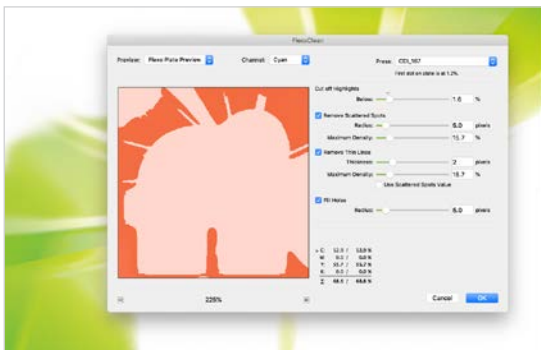
Text Recognition

Making small text changes in vectorized artwork is a no-brainer! Text Recognition is the only OCR tool that converts outlined text in artwork to editable text directly in Illustrator.



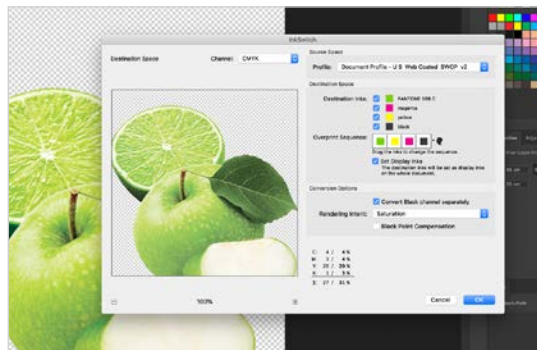
Dynamic VDP

Dynamic VDP for Illustrator enables you to easily create Variable Data Printing jobs (VDP) on a digital printing press. Create variable data designs directly in Illustrator. Automated preflighting guarantees first time right printing. The VDP functionality allows for fast expansion in your press' DFE or Automation Engine.



Flexo Tools

Add Esko's flexo expertise to Adobe Photoshop. Flexo Tools resolve flexo specific printing issues. Novice flexo operators will develop images ready for flexo, while experienced retouchers will appreciate how the flexo tools improve the quality and productivity of work.



Ink Tools

For preparing images with spot color separations. See how spot colors and CMYK colors look in overprint, without having to make intermediate hardcopy proofs. The Inkswatch filter can automatically calculate special ink separations to match the appearance of a CMYK target.

DeskPack editions

	Essentials	Advanced	Single
Barcode Generation	✓	✓	✓
Selection and Alignment	✓	✓	-
Preflight	✓	✓	✓
Visualize Packaging Design	✓	✓	-
Import PDF	✓	✓	-
White Underprint	✓	✓	-
Channel Mapping	-	✓	-
Image Extraction	-	✓	-
Instant Trapper	-	✓	-
Dynamic Marks	-	✓	-
Text Recognition	-	-	✓
PowerLayout	-	-	✓
PowerTrapper	-	-	✓
Dynamic VDP	-	-	✓
Flexo Tools	-	-	✓
Ink Tools	-	-	✓



Try the DeskPack plugins for free at esko.com/deskpack

- Belgium** Kortrijksesteenweg 1095, 9051 Gent | Tel. +32 9 216 92 11 | info.eur@esko.com
- USA** 8535 Gander Creek Drive, Miamisburg, OH 45342 | Tel. +1 937 454 1721 | info.usa@esko.com
- Brasil** Rua Professor Aprício Gonzaga, 78, 10º andar - São Paulo, SP, 04303-000 | Tel. +55 11 3550 1311 | info.la@esko.com
- Singapore** 8 Changi Business Park Ave 1, UE BizHub East #07-51, South Tower, 486018 | Tel. +65 6420 0399 | info.asp@esko.com
- Japan** Telecom Center Building, West Wing 6F, 2-5-10, Aomi, Koto-ku, Tokyo, 135-0064 | Tel. +81 (3) 5579 6247
- China** Floor 6, Building 1, 518 Fuquan North Road, Changning District, Shanghai, P.R.C, Zip Code: 200335 | Tel. +86 21 3279 6555 | info.china@esko.com